

# CONQUERING O LEVEL MATH

THE SECRET BEHIND THAT A1



# UNDERSTANDING THE **FORMAT**

The O Level EMath examination consists of two written papers - Paper 1 and Paper 2. The duration of each paper is **2 hours and 2 hours 30 minutes respectively**.



## PAPER 1

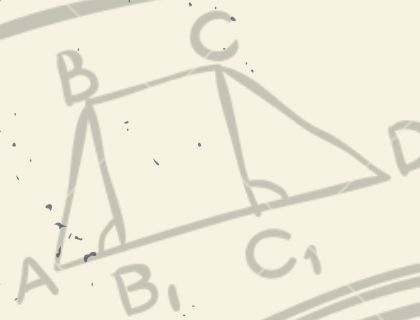
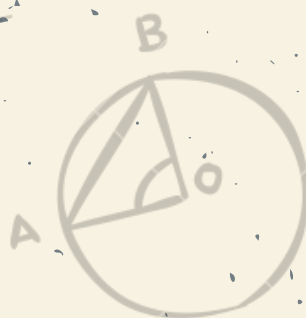
- Short-answer
- 25 questions
- Total of 80 marks
- Duration of 2 hours

## PAPER 2

- Long-answer
- 10 to 11 questions
- Total of 100 marks
- Duration of 2 hours 30 minutes



**The use of approved calculators is allowed for both papers!**



# UNLOCKING THE **SECRETS**

The key to scoring in the O Level Mathematics paper comes down to just **3 simple techniques!**



Work on these 3 areas and you are bound to ace your O Level Math paper!



## **Time Management**

Maximise your efforts in the examinations by making the best use of your time!



## **Answering Techniques**

Accuracy is key to ensure that you are providing the right answer to questions!



## **Revision Techniques**

Preparation is half of the victory and effective preparation techniques will help you come out triumphant!!

# TIME MANAGEMENT IN THE EXAM HALL



With only 2 hours in Paper 1 and 2 hours 30 minutes to spare in Paper 2, it is crucial to be able to **make the most of your time**, allowing you to acquire as many marks as you can!

## Tip #1 - Scanner Technique

This technique lets you tackle your paper through 3 separate rounds! With this, the time spent to complete the paper will be cut short, giving you more time to check through your answers!

### FIRST SCAN

- Scan through the entire paper and mark out the easiest questions for you to do
- Complete them first
- This will help you to secure a majority of marks to hit the pass!



### SECOND SCAN

- Attempt and complete the semi-familiar questions
- Once completed, quickly do a check through of your answers and methods, ensuring that they are completed and accurate



### THIRD SCAN

- Attempt the remaining questions. These should be the most difficult questions in the paper!
- Check through your answers once more to ensure accuracy!

## Tip #2 - Marks Allocation

A good way to decide on how much time you should be spending on each question is to look at the number of marks it gives you! Using some simple mathematical calculations, we can easily determine the time we should be taking for each question!

The golden number is **1 minute per mark** to give you ample time to check your answers!

# ANSWERING TECHNIQUES



With the focus of the O Level Mathematics Paper being structured problem sums, it is crucial to be **equipped with the right techniques**. So how do you ensure that you score that full marks? We're here to help!

## Breaking Down Problem Sums

Problem sums can appear to be very overwhelming for some of us. From the long sentences to big numbers, it does look pretty scary. But this is just a myth! Let's learn how to break down these problem sums together!

### Step 1

#### Question Analysis

*What is the question asking for?*

Break down the question into easier bits.

### Step 2

#### Identifying Concepts

*What topics are being tested here?*

Retrieve the right information to help you.

### Step 3

#### Label your Steps

*What is the purpose of my steps*

Be clear of what each step is for.

### Step 4

#### Checking of Answers

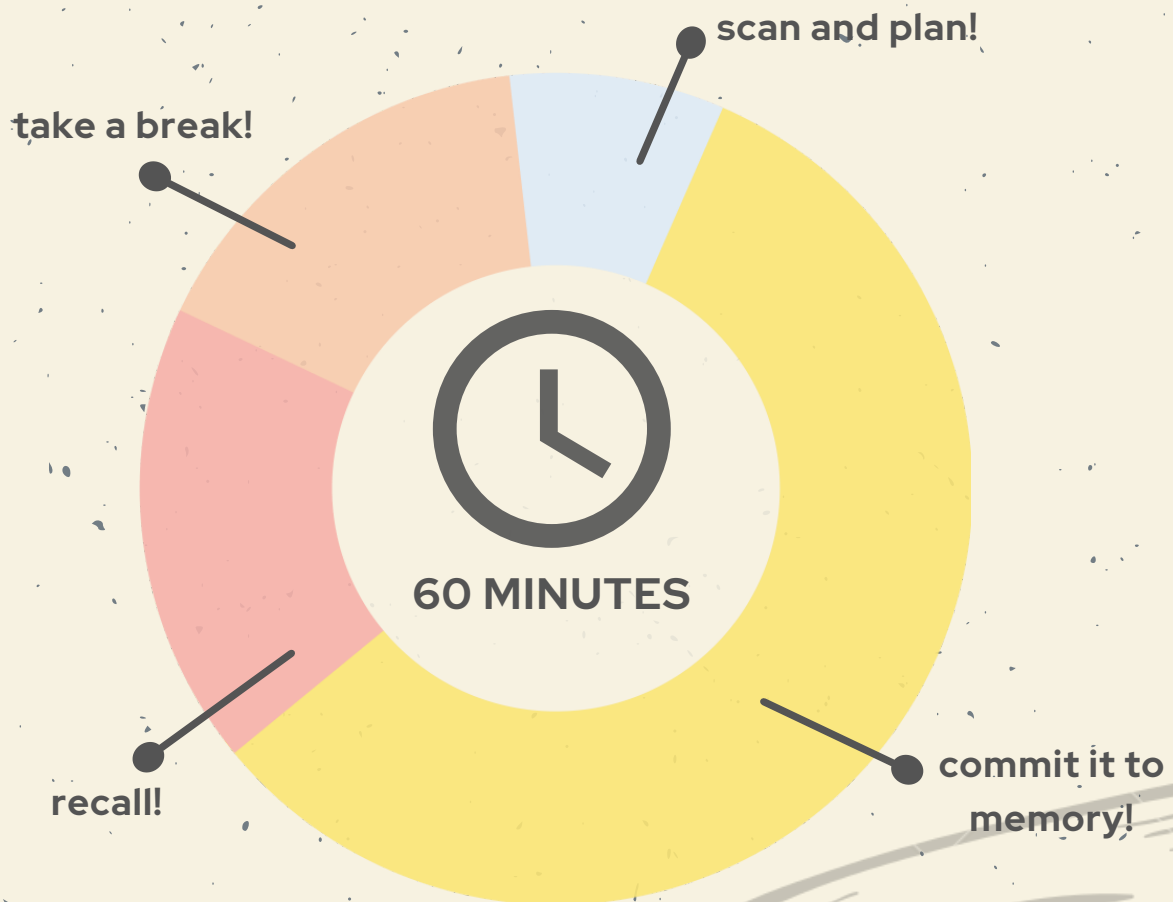
*Is my answer correct?*

Ensure that your answers are accurate!

# REVISION TECHNIQUES



80% of examination success is dependent on the preparation period leading up to the examination. As Benjamin Franklin would put it, "By failing to prepare, you are preparing to fail". Conquer your examinations with the **1-hour study cycle!**



**05**  
MINUTES

Start off by browsing through the content to get an idea of the big picture.

**35**  
MINUTES

Aim at understanding! Link ideas together and add new information to them.

**10**  
MINUTES

Reinforce your learning by doing a summary of the content you covered.

**10**  
MINUTES

Recharge yourself! Grab a small snack or do some stretching to relax your body!

# COMPLIMENTARY ONLINE LESSON FOR YOU!

Hi there,

We hope you find the strategies above helpful.


If your child needs further assistance in their studies, we would love to invite them to join us for a complimentary 1.5 hours PSLE Maths online lesson (worth \$75).


Click [here](#) and type **"HAESECMATHS"** to redeem your slot today.


We look forward to having your child with us!

High Achievers Education.



 [info@highachieverseducation.com](mailto:info@highachieverseducation.com)

 (+65) 8930 4791

 [highachievers\\_sg](https://www.instagram.com/highachievers_sg)